



## Using Smartboard Software on the Epson Interactive Projectors


You can use the Smartboard software on the Epson interactive projectors in much the same way as you use it on the Smartboard itself. The functionality is the same; however, there are just a few simple steps you need to follow to get the projector to interact properly with the computer.



There are three interactive modes on these projectors, but you will need to select “Computer

interactive mode” . This mode allows you to use the pens as a computer mouse to control the computer. Because the Smartboard software has pen annotation built-in, you need to use the mouse cursor to select, write, and draw.

1. Turn on the Epson projector using the remote control found in the classroom.
2. Once the projector warms up, you will see the computer image on the screen. At the bottom right of the screen, there is an icon letting you know what mode the projector is in.

The mouse icon needs to be displayed.  If you see this icon, simply pick up one of the interactive pens and begin. The pen will work exactly like a mouse to control the computer from the projection screen. Touching an icon on the screen is the same as the left-click of a mouse.

If you see the pen icon  the pens will write on the screen, and will not control the computer or Smartboard software.

If this is the case, to switch to computer interactive mode, use the pen to touch the pen mode icon  on the toolbar, then select the mouse icon  that appears.

3. Now you can open up the Smartboard Notebook software from the Start menu on the computer, or directly from your saved Smartboard Notebook file on your F drive, Box, or any other storage source.

Once the Smartboard software is displayed on the projection screen, you will use the electronic pens to select tools, colors, new slides, everything you can normally choose in Smartboard Notebook. The only difference is, at this time, you cannot use your finger to select or control items, you need to use the pen. So, you will need to select each tool from the Smartboard tool bars.

If you have any questions, please contact Tom at 637-5723.